Basic Directions

1. Match the arrows to the directions

a) → *right*

b) ↓ *down*

c) ← *left*

d) → *forward*

e) ↑ *up*

f) ← *back*

Directions

- left
- forward / straight ahead
- up
- right
- back
- down

2. Look at the maze and write sentences on the right to give directions to the finish.

Finish

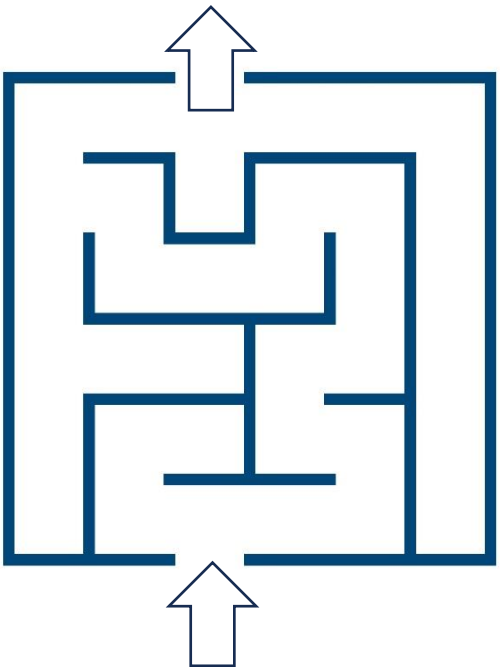

Start

1) For example: *"Turn right and go straight ahead."*
2) .....
3) .....
4) .....
5) .....
6) .....
7) .....
8) .....
9) .....
10 .....

© www.quick-and-easy-english.com

3. Give directions to finish the maze to your partner. Your partner will follow your directions with a pen.



4. Read the directions and look at the house on the next page. Which room do the directions go to?

a) "You are in the office. Open the door and go straight ahead. Walk past the main bedroom. Turn right, then turn left. Open the door. You are in the *kid's bedroom*"

b) "You are in the kitchen. Go into the hallway and turn left. Go past the cupboard, turn left again and open the door. You are in the *bathroom*"

c) "You are in kid's bedroom. Open the door, go into the hallway and turn right. Go forward and then turn left. Go straight again, turn left again, and open the door. You are in the *main bedroom*"

© www.quick-and-easy-english.com

5. Write four directions of your own for the house above.

1) .....

2) .....

3) .....

4) .....

Read your directions to a partner. Do they know which room the directions are for?

6. Read the directions for the map on the next page. Where do the directions go?

"Go up James Street and turn right on Main Street. Go past the hospital, cross Duffy Street and go straight past building 4. Stop on the corner of Potter and Main Street."

Building 6

© www.quick-and-easy-english.com

7. Listen to the audio. Where do the directions go to?

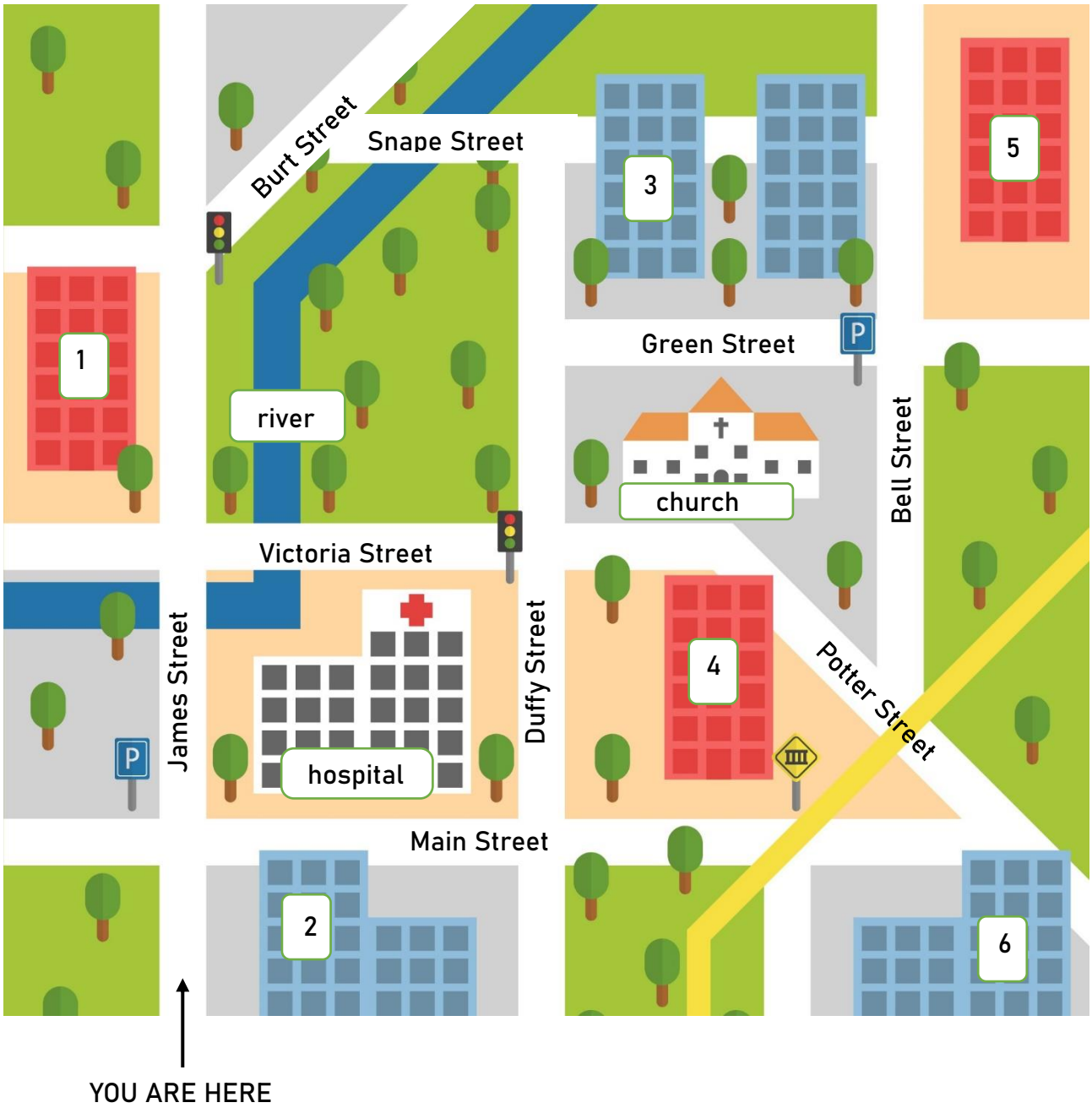

1

Direction 1 goes to: For example: "*building 6*"

Direction 2 goes to: *Building 1*

Direction 3 goes to: *Building 3*

Direction 4 goes to: *Building 5*

Direction 5 goes to: *Church*

Direction 6 goes to: *Building 4*

© www.quick-and-easy-english.com

Audio Transcript

1. Go up James Street and turn right at Main Street. Go forward on Main Street past the hospital. Cross Duffy Street and stop at the corner of Main Street and Potter Street.

2. Go up James Street, cross main street and the river, stop at the corner. (Building 1)

3. Go up James Street and turn right on Main Street. Go past the hospital and turn left on Duffy Street. Cross Victoria street and go past the church. Stop at the next corner. (Building 3)

4. Go up James Street, cross Main Street and the River. Turn right on Victoria street and cross the river again. Turn left at the church, go up Duffy Street and turn right on Green Street. Go straight and cross Bell Street. Stop. (Building 5)

5. Go up James Street and turn right on Main Street. Cross Duffy Street and go past building 4. Turn left at Potter Street and cross Bell Street. Stop. (Church)

6. Go straight up James Street. Cross main street, go past the hospital, cross Victoria Street and turn right on Burt Street. Turn right again on Snape Street. Turn right and go down Duffy Street. Go past the church and cross Victoria street. Stop. (Between the hospital and building 4)

© www.quick-and-easy-english.com