




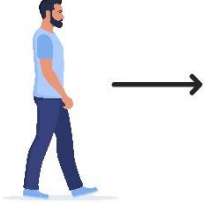
Basic Directions


1. Match the arrows to the directions


a) 

b) 

c) 

d) 

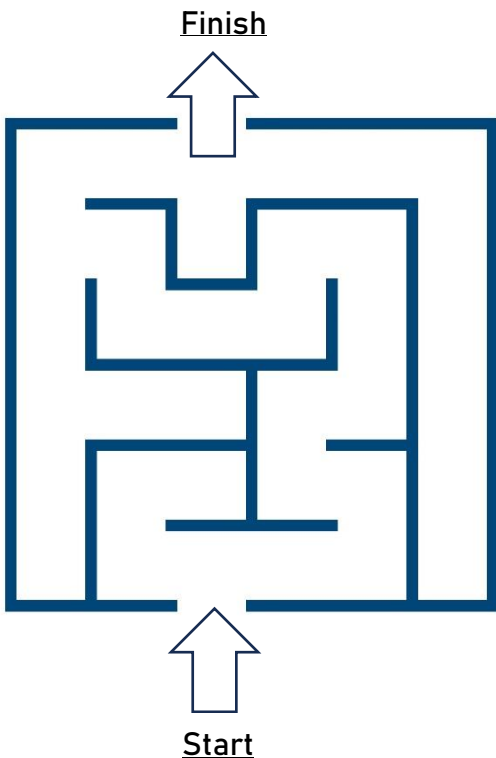
e) 

f) 

Directions

- left
- forward / straight ahead
- up
- right
- back
- down


2. Look at the maze and write sentences on the right to give directions to the finish.



- 1) For example: "Turn right and go straight ahead."
- 2)
- 3)
- 4)
- 5)
- 6)
- 7)
- 8)
- 9)
- 10)



3. Give directions to finish the maze to your partner. Your partner will follow your directions with a pen.



4. Read the directions and look at the house on the next page. Which room do the directions go to?

- a) "You are in the office. Open the door and go straight ahead. Walk past the main bedroom. Turn right, then turn left. Open the door. You are in the....."
- b) "You are in the kitchen. Go into the hallway and turn left. Go past the cupboard, turn left again and open the door. You are in the"
- c) "You are in kid's bedroom. Open the door, go into the hallway and turn right. Go forward and then turn left. Go straight again, turn left again, and open the door. You are in the"



5. Write four directions of your own for the house above.

- 1)
- 2)
- 3)
- 4)

? Read your directions to a partner. Do they know which room the directions are for?



6. Read the directions for the map on the next page. Where do the directions go?

“Go up James Street and turn right on Main Street. Go past the hospital, cross Duffy Street and go straight past building 4. Stop on the corner of Potter and Main Street.”

7. Listen to the audio. Where do the directions go to?



YOU ARE HERE

Direction 1 goes to: For example: "building 6"

Direction 2 goes to:

Direction 3 goes to:

Direction 4 goes to:

Direction 5 goes to:

Direction 6 goes to: