

Computers, Phones, and Information Technology


Warm up:


- How often do you use your phone or computer?
- Do you ever find technology to be frustrating?
- Is there an app on your phone that you think is very convenient?
- Do you prefer apple or android phones? Why?
- What piece of technology is most important to you?
- What social media do you use? Are you very active on it?
- Do you know anyone that you think is “addicted” to their phone?





1. Match the words in the box with the icons below.


print <i>11</i>	refresh <i>10</i>	pause <i>14</i>	save <i>1</i>	attach <i>6</i>
mute <i>13</i>	exit/quit <i>3</i>	click <i>4</i>	charge <i>7</i>	wi-fi <i>8</i>
search <i>2</i>	warning <i>15</i>	turn on/off <i>12</i>	download <i>5</i>	delete <i>9</i>


1. 


2. 


3. 


4. 


5. 


6. 


7. 


8. 


9. 


10. 

11. 

12. 

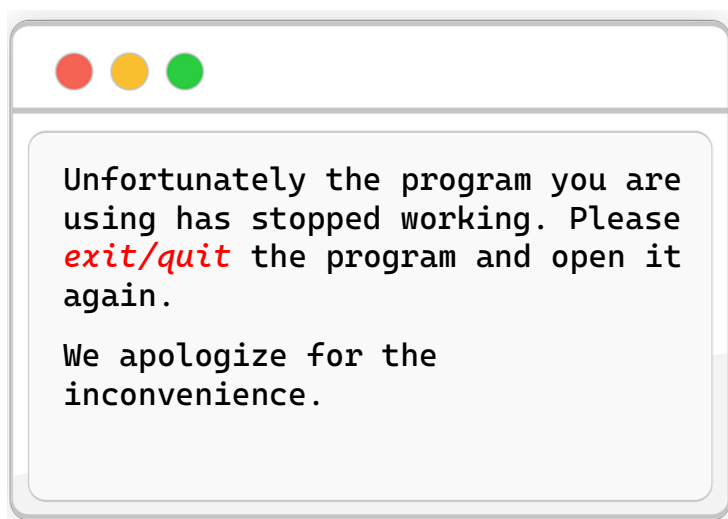
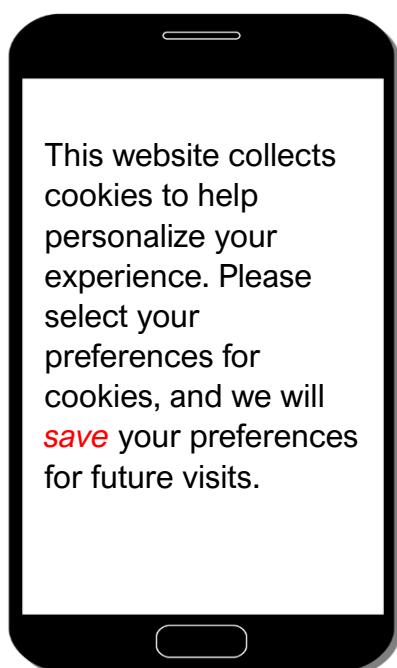
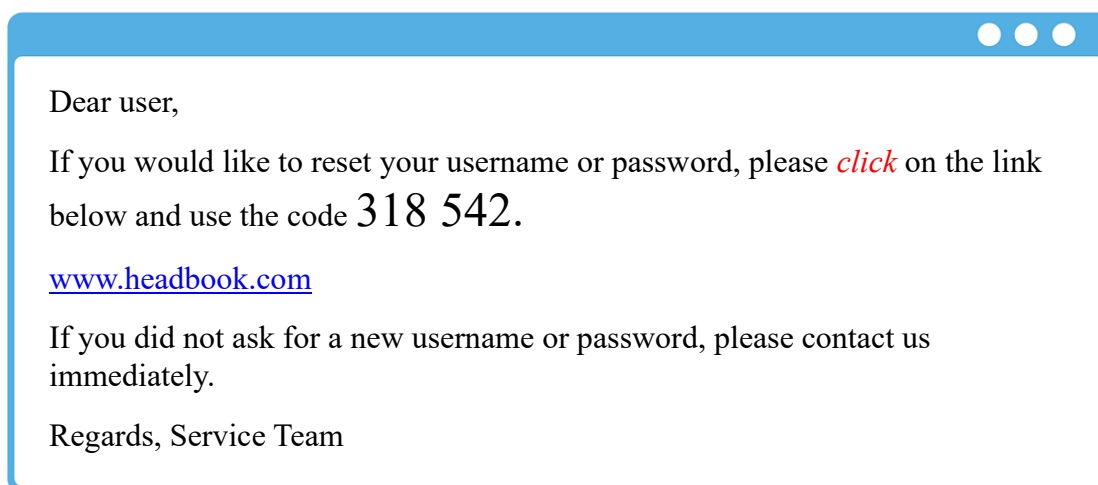
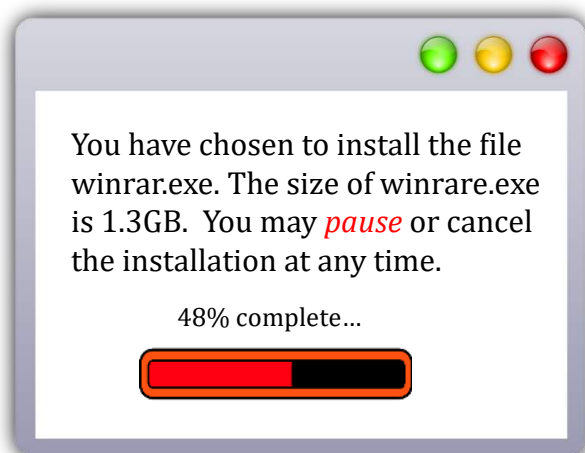
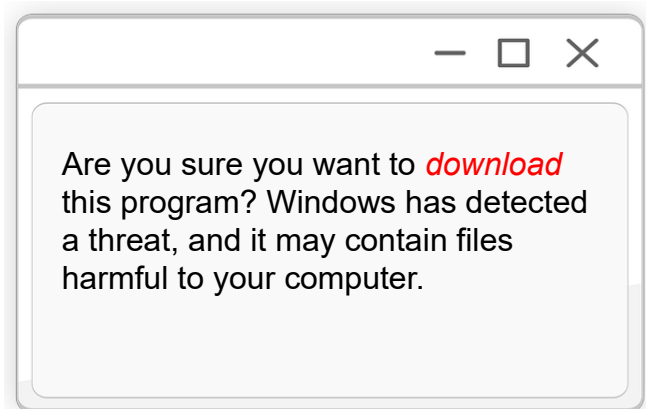
13. 

14. 

15. 



2. Read the texts below and fill in the gaps with words from exercise 1





3. Now match the messages in exercise 2 with the headings below. One of the titles is not used.

error message **5**

installation window **2**

privacy settings **4**

print document

virus warning **1**

new password confirmation **3**



4. Read the instructions below and put the paragraphs in the correct order from 1 to 7.

a) **4** Next, choose the “apply for a new visa” button at the top of the page. Click “I agree” on the privacy settings, and download the visa application form.

b) **6** Once you have clicked “submit”, wait for your file to upload. Once it has uploaded you will receive confirmation via email that we have received your application within 30 minutes.

c) **5** Fill out the form with your details, sign it, scan it, and return to www.visa-applications.uk. Click on “upload visa application” and upload your application as either a PDF or JPEG file. PNG files will not be accepted.

d) **2** Enter your name, D.O.B, and address, and then create a username and password of your choice, and you will be sent a confirmation email.

e) **1** To make an appointment to apply for a new visa, visit our homepage at www.visa-applications.uk and click “create a new profile.”

f) **7** Your application will take up to 30 days to process. If you have any questions, please contact us at visaenquiries@ukvisaoffice.com.

g) **3** Once you have completed the confirmation, return to www.visa-applications.uk (you may have to refresh the page), log into your account and scroll down to the bottom of the page and click on “visa renewals and enquiries.”



5. Answer the questions about the text in exercise 4.

- a) What are the instructions for? *A visa application*
- b) What do you think D.O.B stands for? *Date of Birth*
- c) Which country do you think these instructions came from? *England (the site address ends in "uk")*
- d) Which file format is not supported for the application? *PNG*
- e) How long could the application process take? *Up to 30 days*



6. Think of a process that you know how to do on your phone or laptop and write instructions for that process. It could be anything from resetting a password, signing into online banking, or uploading a picture to Facebook.

.....

.....

.....

.....

.....

.....

