

Computers, Phones, and Information Technology


Warm up:


- How often do you use your phone or computer?
- Do you ever find technology to be frustrating?
- Is there an app on your phone that you think is very convenient?
- Do you prefer Apple or Android phones? Why?
- What piece of technology is most important to you?
- What social media do you use? Are you very active on it?
- Do you know anyone that you think is “addicted” to their phone?





1. Match the words in the box with the icons below.


print	refresh	pause	save	attach
mute	exit/quit	click	charge	wi-fi
search	warning	turn on/off	download	delete


1. 


2. 


3. 


4. 


5. 


6. 


7. 


8. 


9. 


10. 

11. 

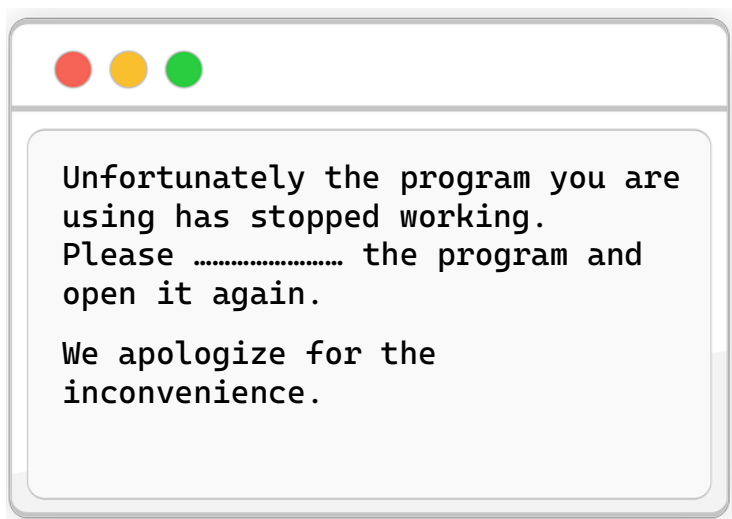
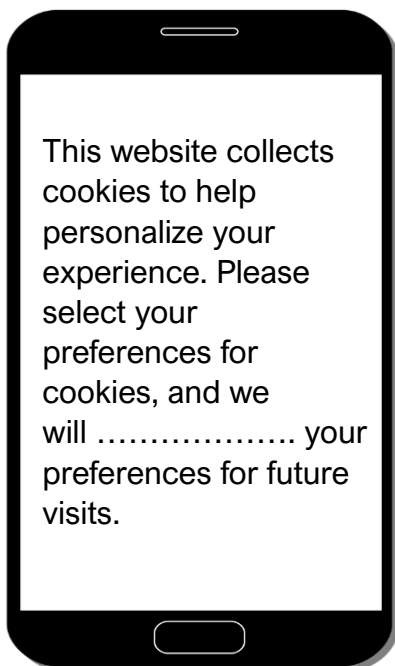
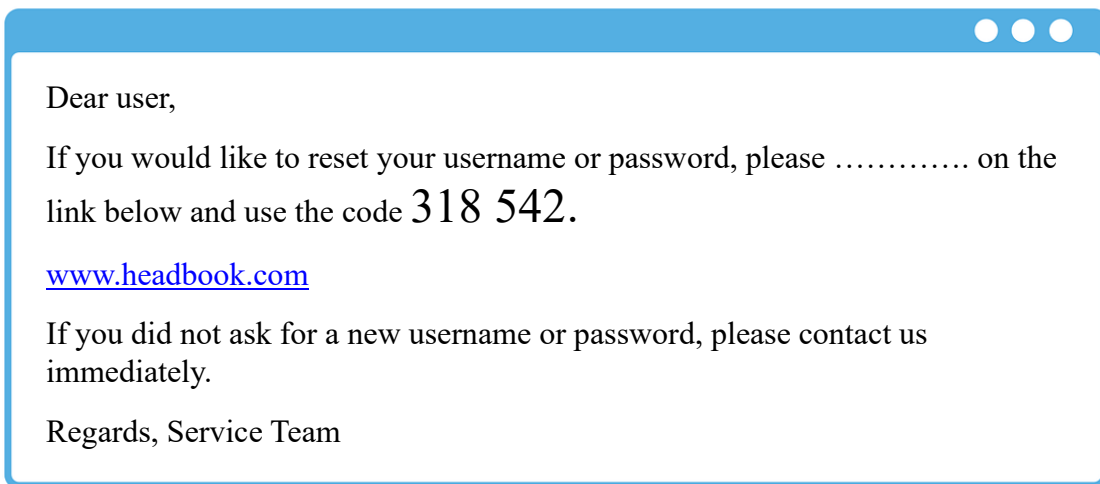
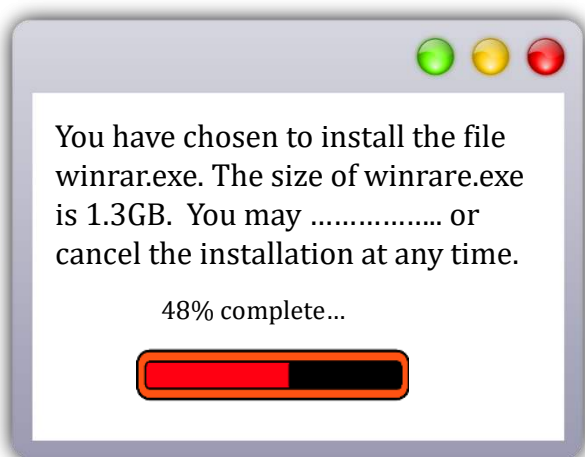
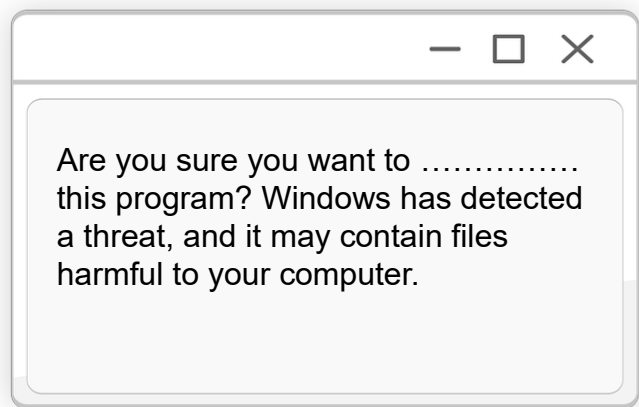
12. 

13. 

14. 

15. 

2. Read the texts below and fill in the gaps with words from exercise 1





3. Now match the messages in exercise 2 with the headings below. One of the titles is not used.

error message

installation window

privacy settings

print document

virus warning

new password confirmation



4. Read the instructions below and put the paragraphs in the correct order from 1 to 7.

a)___ Next, choose the “apply for a new visa” button at the top of the page. Click “I agree” on the privacy settings, and download the visa application form.

b)___ Once you have clicked “submit”, wait for your file to upload. Once it has uploaded you will receive confirmation via email that we have received your application within 30 minutes.

c)___ Fill out the form with your details, sign it, scan it, and return to www.visa-applications.uk. Click on “upload visa application” and upload your application as either a PDF or JPEG file. PNG files will not be accepted.

d)___ Enter your name, D.O.B, and address, and then create a username and password of your choice, you and will be sent a confirmation email.

e)___ To make an appointment to apply for a new visa, visit our homepage at www.visa-applications.uk and click “create a new profile.”

f)___ Your application will take up to 30 days to process. If you have any questions, please contact us at visaenquiries@ukvisaoffice.com.

g)___ Once you have completed the confirmation, return to www.visa-applications.uk (you may have to refresh the page), log into your account and scroll down to the bottom of the page and click on “visa renewals and enquiries.”



5. Answer the questions about the text in exercise 4.

- a) What are the instructions for?
- b) What do you think D.O.B stands for?
- c) Which country do you think these instructions came from?
- d) Which file format is not supported for the application?
- e) How long could the application process take?



6. Think of a process that you know how to do on your phone or laptop and write instructions for that process. It could be anything from resetting a password, signing into online banking, or uploading a picture to Facebook.

.....

.....

.....

.....

.....

.....

