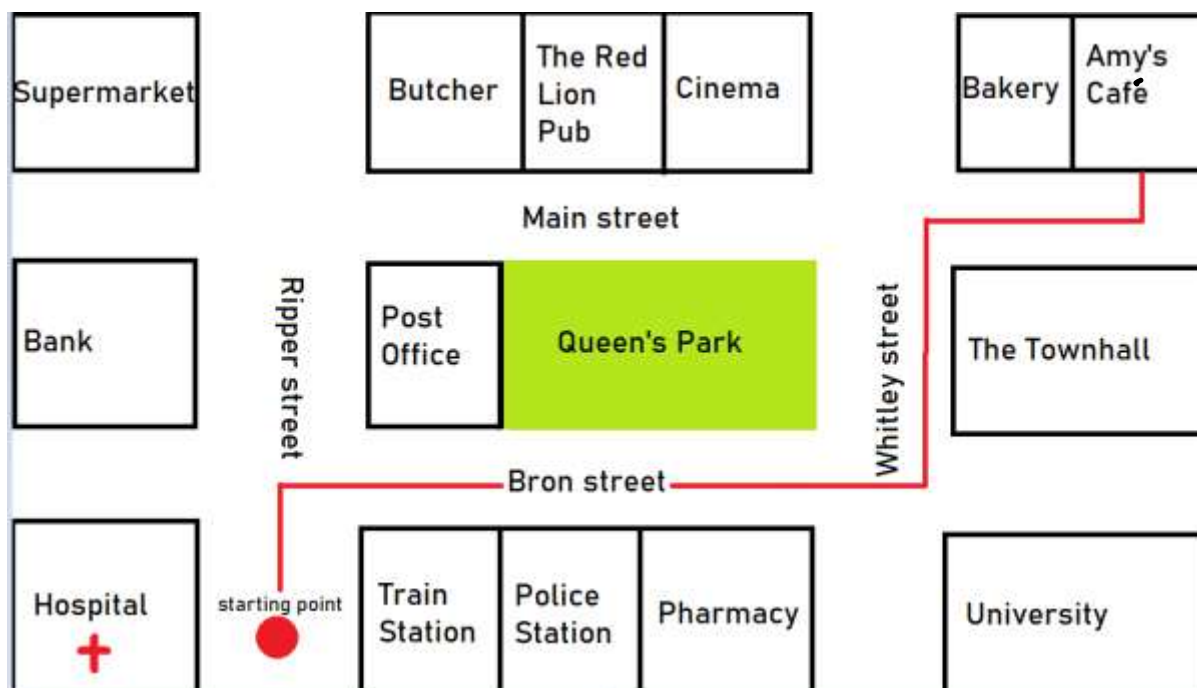


## Business English 12: Directions



1. It's Monday morning and Jeff is on a business trip in a small town called Gimwish. He has a meeting with a client at Amy's Café. Jeff stops someone to ask for directions. Read the dialogue below and follow Jeff on the map.



*Jeff: Excuse me! Do you know where Amy's café is ?*

*Woman: Yes, I do.*

*Jeff: Oh great!*

*Woman: It's very east to get there. Turn right Bron street. Go straight on Bron street and go past the post office and the park on your left.*

*Jeff: Mhmm...*

*Woman: Go to the end of the park turn left on Whitley street.*

*Jeff: So, at the end of the park I should turn a left on Whitley street.*

*Woman: Exactly! The townhall is opposite the park, it's very big and easy to see. Turn right after the town hall on Main street and Amy's café is on your left, next to the Bakery.*

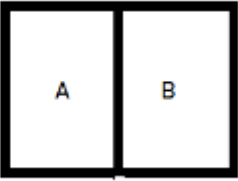


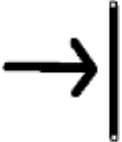


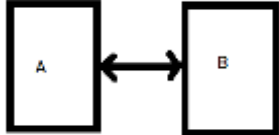
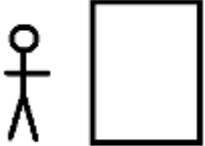
*Jeff: Thanks so much for your help!*

*Woman: You're welcome, bye!*

*Jeff: Bye!*

 2. Match the phrases with the correct image below.

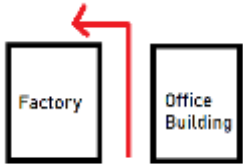
- |               |           |             |               |
|---------------|-----------|-------------|---------------|
| turn right    | turn left | go straight | on your right |
| go to the end | go past   | next to     | opposite      |

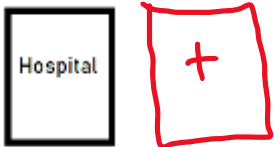

<i>1. next to</i>	<i>2. turn right</i>	<i>3. go past</i>	<i>4. go to the end</i>
			
<i>5. turn left</i>	<i>6. go straight</i>	<i>7. opposite</i>	<i>8. on your right</i>
			



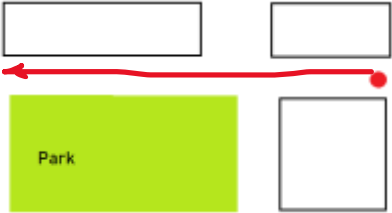

 3. Complete the drawings of the following directions.

For example:

1. Turn left after the factory



2. The hospital is next to the pharmacy	3. Go past the café and the bakery.
	

<p>4. The restaurant is opposite the park</p>	<p>5. The office building is on your left.</p>
	
<p>6. Go to the end of the park.</p>	<p>7. The warehouse is on your right.</p>
	



4. Jeff has a meeting with Peter at his office tomorrow. Read Peter's email to Jeff with the directions to his office below. Follow the directions and mark them on the map on the following page.

Dear Jeff,

I am writing to you about our meeting tomorrow at my office. My office is *in office building C*. The company is very big so my office can be difficult to find, please find the directions below.

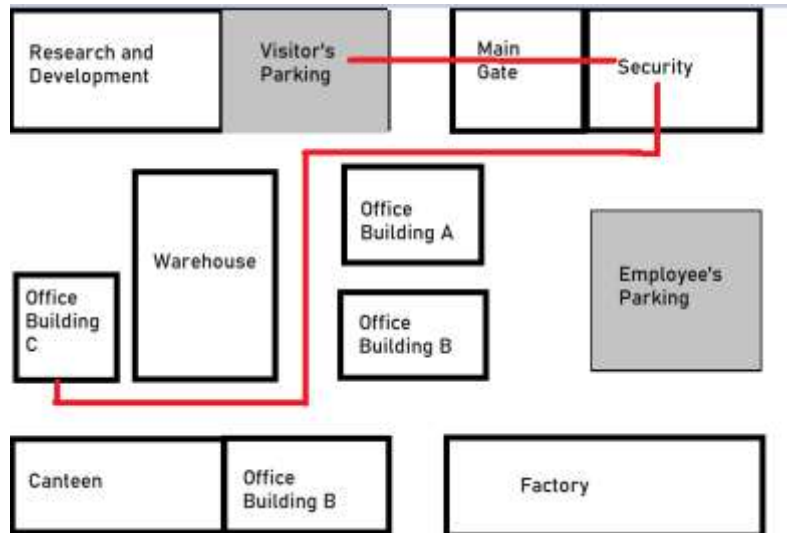
I know you are coming to the meeting by car, please park in the *visitor's parking*. The *main gate* is opposite the *visitor's parking*. First go to the *main gate* to sign in. Then go to the *security building* for a day badge. The *security building* is next to the main gate.

When you leave the *security building* turn right and walk past the main gate. *Office building A* is on your left, turn left after *office building A*. The *warehouse* is on your right. Go to the end of the *warehouse* and turn right. *Office building C* is next to the warehouse.

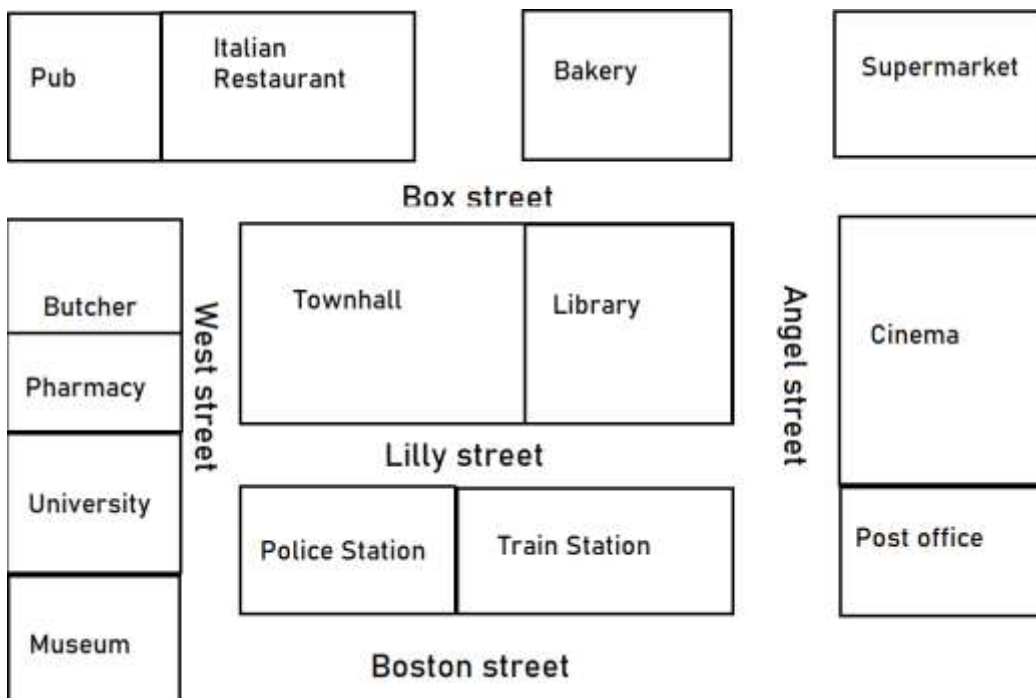
I look forward to our meeting.

Regards,

Peter



5. Work with a partner. Use the map below and ask each other for directions to different places.



*For example:*

*Student A: I am at the Police station. How do I get to the supermarket?*

*Student B: Turn right on Lilly street. Walk past the Townhall and the library. Turn left on Angel street. Go straight. The supermarket is on your right.*